




THE CLIFTON



110m²



Features

-  Three bedrooms
-  One bathroom
-  Open living area

Overall Dimensions

L 14.6m W 8.4m



View this plan in augmented reality

