






THE ADDINGTON



281m²

Features

-  Five bedrooms
-  Two bathrooms
-  Two living areas
-  Scullery
-  Double garage

Overall Dimensions
L 17.6m W 27.8m



View this plan in augmented reality

